








-  Elevator
-  Emergency
-  Parking
-  Building Entrance
-  Parking Entrance

University of Arkansas for Medical Sciences
WINTHROP P. ROCKEFELLER
CANCER INSTITUTE

MAP

Driving directions on reverse

Directions to UAMS Winthrop P. Rockefeller Cancer Institute

From East of Little Rock

- Take I-40 West to I-30 West
- Merge onto I-30 West (Exit 153B) toward Little Rock
- Take Exit 139B onto I-630 West
- Take Exit 3B (Pine/Cedar Streets) and turn right onto S. Pine Street
- See box below for parking directions.

From Southwest of Little Rock

- Take I-30 East toward Little Rock
- Take Exit 129 to I-430 North toward Fort Smith
- Take Exit 6 onto I-630 East toward downtown Little Rock
- Take Exit 3B (Pine/Cedar Streets) and turn left onto S. Pine Street
- See box below for parking directions.

From Southeast of Little Rock

- Take I-530 north toward Little Rock
- Take Exit 138A to merge onto I-30 East toward downtown
- Take Exit 139B onto I-630 West
- Take Exit 3B (Pine/Cedar Streets) and turn right onto S. Pine Street
- See box below for parking directions.

From Northwest of Little Rock

- Take I-40 south toward Little Rock
- Take Exit 147 to I-430 South toward Texarkana
- Take Exit 6 onto I-630 East toward downtown Little Rock
- Take Exit 3B (Pine/Cedar Streets) and turn left onto S. Pine Street
- See box below for parking directions.

From Little Rock National Airport

- Take I-440 West toward Little Rock
- Take Exit 138A to merge onto I-30 East toward downtown
- Take Exit 139B onto I-630 West
- Take Exit 3B (Pine/Cedar Streets) and turn right onto S. Pine Street
- See box below for parking directions.



Patient drop off and parking:

- Turn left at **Entrance 3** onto West Capitol Avenue
- Turn right onto Jack Stephens Drive.
- Proceed straight ahead to the Cancer Institute's covered circle drive.
- Drop off your patient at the front door. A valet will be there to assist you.
- Exit the circle drive and go left into **Parking 3**.
- Park on **levels 2B-5B** (north side).
- Take the Cancer Institute elevators to 2B for access to the Cancer Institute's entrance.

Self parking:

- Turn left at **Entrance 3** onto West Capitol Avenue
- Turn right into **Parking 3**
- Park on **levels 2B-5B** (north side)
- Take the Cancer Institute elevators to 2B for access to the Cancer Institute's entrance.

Bring in your parking ticket stub and get it stamped at your clinic for free parking.

